


GIANNESCHI®
pumps and blowers



Product Range



UNBEATABLE FOR QUALITY AND PERFORMANCE







**YACHTS
& MEGAYACHTS**



**TUGS
& COMMERCIAL
VESSELS**



**SEA WATER
INDUSTRY**

**The most efficient integrated system
of pumps and blowers**

Product Range




UNBEATABLE FOR QUALITY AND PERFORMANCE



Gianneschi Pumps and Blowers

A single supplier for a complete system of pumps and blowers



Gianneschi Pumps and Blowers has taken its name over the world, from pleasure boats to merchant and military ships normally from 12-140mts in length. We study ways to simplify your life on board by offering you the best type of package which would suit you. It could be one product or one of our complete kits which only saves your time and money. The company is certified ISO 9001:2008.

Key Values

- Family business
- Made in Tuscany (Italy)
- Financial strength
- Dynamic company
- Solution oriented approach
- Wide range of products
- 100% tested production
- Customization
- High skills team
- International after sales services



since 1969

Gianneschi Quality

A productions designed and tested to hold up the time



Gianneschi thanks to his technical and design department is able to study and develop innovative and technologically advanced products: pumps, water pressure systems, blowers, water heaters, engine pumps, compressors, fire dampers, completely made in house specifically for sea water. The production is 100% tested before delivered to the customers. A wide range of high quality with best performances.

Gianneschi Service

A dedicated after sales company

Since 2004 Gianneschi introduced Gianneschi Service (today known as GSI Elettromeccanica) which is able to repair and give assistance on products. Gianneschi Pumps and Blowers has some distributors in the main international markets as: United States, United Kingdom, France, Spain, Holland, Turkey, Arabian Emirated, New Zealand, Australia, Taiwan, Singapore, Hong Kong, Norway, Greece, Portugal, Egypt and Netherland Antilles. So the final users are guaranteed by a qualified continued assistance and service.



18 Countries
all over the world

OVER 50 Gianneschi's
affiliated dealers





WATER PUMPS SERIES

• ACB 61G 80-90 / ACB 331-332-431-432 / ACB 451-531-631	p. 8
• CP / ACM / BMA-S	p. 9
• GIGETTA	p. 10
• ENGINE PUMPS / CUSTOM EXECUTIONS	p. 11
• MAXI SUB / REFUELING UNIT / ZBDR	p. 12
• HOSE REEL KITS / HAND PUMPS	p. 12
• IN-FQ / FQB / IN-FQ OIL GROUP	p. 13
• MVG / MVI / BMA-M	p. 14
• BMA-G / VAT-IB / CVR	p. 15
• CB / ECOJET - ECOINOX - JET	p. 16
• PUMP ACCESSORIES	p. 16
• CONTROL PUMP	p. 17
• ECOJET / ECOINOX / JET C.E. - ELECTRONIC CONTROL	p. 18
• ECOJET / ECOINOX / JET - MECHANICAL CONTROL	p. 19



AIR BLOWERS SERIES

• ELL / ELL-AP / EL SR - EL ST	p. 20
• C / VCR - VCP / SMOKE DAMPERS	p. 21
• FIRE DAMPERS	p. 22
• BLOWER ACCESSORIES	p. 22
• CONTROL FAN	p. 23



PLUS ACCESSORIES

• MARINE WATER HEATERS	p. 24
• AIR COMPRESSORS	p. 24
• CONTROL PANELS	p. 24
• ACCUMULATOR TANKS	p. 24



APPLICATIONS - MATERIALS

This is a general guideline on the main applications and materials of each product series and they are not limited to these description. We can also provide custom solution on request.

 PUMPS	ACB	CP	ACM	BMA-S	GIGETTA ACG	ENGINE PUMPS	MAXI SUB-VORTEX	ZBDR-ZBDG	HAND PUMPS	IN-FQ	FOB	IMVG	IMVI	BMA-G	BMA-M	VAT-IB	CVR	CB
--	-----	----	-----	-------	-------------	--------------	-----------------	-----------	------------	-------	-----	------	------	-------	-------	--------	-----	----

APPLICATIONS


Bilge	●	●	●	●	●	●	●	●	●									
Fire-Fighting	●	●	●	●	●	●			●									
S.W. feeding	●	●	●	●														●
Ballast	●	●	●	●	●													
F.W./S.W. Washing	●		●	●														
WPS - Hydrofore	●		●															●
F.W./S.W. Circulation		●		●														●
Oil										●	●							
Diesel oil	●	●	●						●	●	●							
Grey water		●					●	●				●	●	●	●	●	●	
Emptying					●		●	●										
Black/Waste water								●				●	●		●	●	●	

MATERIALS

Pump casing	B	B	B-C	B	B	B-C-S	P	B-S-D	B-C	C-B-S	C-B-S	B	S	B	B	B	C	B-C
Impeller / Gear	B-S-D	B	B-S-D	B	B	B-S-D	P	B-S-D	B-C	I	I	S	S	B	B-S	B	C	B-0
Shaft	S-D	S	S-D	S	B	S-D	S	S-D	I	I	I	S	S	S	S	S	S	S
Mechanical Seal	Carbon / Graphite / Aluminium Oxide - Stainless steel - Viton																	

P = ABS B = Bronze C = Cast iron S = Stainless steel D = S/S Duplex O = Brass I = Carbon steel

■ Custom Solution

 BLOWERS	ELL	ELL/AP	EL SR	EL ST	C	VCR	VCP
--	-----	--------	-------	-------	---	-----	-----

APPLICATIONS

Engine room	●	●	●	●	●	●	●
Technical room	●	●	●	●	●	●	●
Toilets					●	●	●
Kitchen hood					●	●	●

MATERIALS

Casing	I	I-S-A	I	I	I-S	I-S	I-S
Impeller	A	A-T	A	A	I-S-A	I-S	I-S

S = Stainless steel I = Carbon steel A = Aluminium T = Techno-polymer

■ Custom Solution



ACB 61G/80/90



Self-priming

MAIN FEATURE

- Side channel and liquid ring construction
- Fast self-priming
- Simple and compact

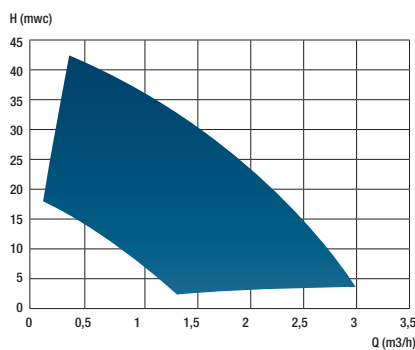
APPLICATIONS

- Bilge
- Fire-Fighting
- S.W. feeding
- Ballast
- F.W./S.W Washing
- WPS-Hydrofore
- Diesel Oil

PORT SIZE

From ½" to 1" BSP

FEATURE		
DC	AC - 50Hz	AC - 60Hz
0.18 - 0.45 kW	0.25 - 0.55 kW	0.25 kW
2 - 35 mwc	4 - 42 mwc	2 - 24 mwc
0.12 - 3 m³/h	0.12 - 3 m³/h	0.12-1.5 m³/h



ACB 331/332/431/432



Self-priming multi stage en-bloc

MAIN FEATURE

- Side channel and liquid ring construction
- Outstanding self-priming
- Simple and compact

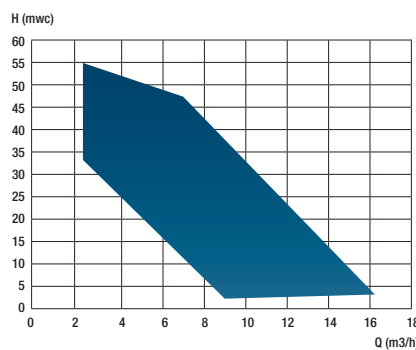
APPLICATIONS

- Bilge
- Fire-Fighting
- S.W. feeding
- Ballast
- F.W./S.W Washing
- WPS-Hydrofore
- Diesel Oil

PORT SIZE

From 1" ¼ to 1" ½ BSP

FEATURE		
DC	AC - 50Hz	AC - 60Hz
0.9 - 1.5 kW	1.5 - 3 kW	1.8 - 3 kW
2 - 45 mwc	3 - 55 mwc	3 - 46 mwc
2.4 - 15 m³/h	2.4 - 12.6 m³/h	3 - 16.2 m³/h



ACB 451/531/631



Self-priming

MAIN FEATURE

- Side channel and liquid ring construction
- Outstanding self-priming
- Designed for IEC flanged motors

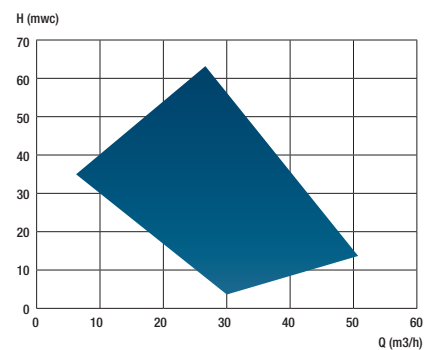
APPLICATIONS

- Bilge
- Fire-Fighting
- S.W. feeding
- Ballast
- F.W./S.W Washing
- WPS-Hydrofore
- Diesel Oil

PORT SIZE

From 2" to 2" ½ BSP

FEATURE	
AC - 50Hz	AC - 60Hz
4 - 9.2 kW	7.5 - 15 kW
3 - 49 mwc	2 - 63 mwc
6 - 45 m³/h	12 - 51 m³/h



CP



Self-priming

MAIN FEATURE

- Side channel and liquid ring construction
- Fast self-priming
- Best performance/price ratio
- Compact size with high performance

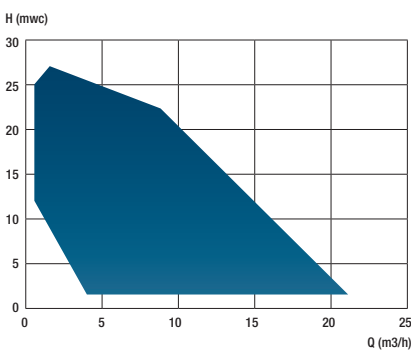
APPLICATIONS

- Bilge
- Fire-Fighting
- S.W. feeding
- Ballast
- F.W./S.W.Circulation
- Diesel Oil
- Grey water

PORT SIZE

From ¾ to 1" ½ BSP

FEATURE		
DC	AC - 50Hz	AC - 60Hz
0.20 - 0.75 kW	0.37 - 2.2 kW	0.37 - 2.2 kW
2 - 25 mwc	2 - 25 mwc	2 - 27 mwc
0.6 - 9.9 m³/h	0.6 - 18 m³/h	1.2 - 21 m³/h



ACM



Self-priming multi stage

MAIN FEATURE

- Side channel and liquid ring construction
- Outstanding self-priming
- Shaft pump independently supported by double bearings
- High quality double mechanical seal
- Excellent quality and craftsmanship

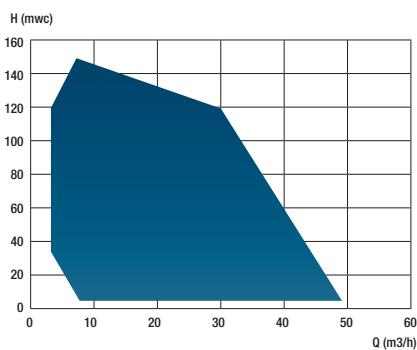
APPLICATIONS

- Bilge
- Fire-Fighting
- S.W. feeding
- Ballast
- F.W./S.W Washing
- WPS-Hydrofore
- Diesel Oil

PORT SIZE

From DN32 to DN65

FEATURE		
DC	AC - 50Hz	AC - 60Hz
1 - 1.5 kW	1.1 - 22 kW	1.5 - 30 kW
3 - 46 mwc	3 - 120 mwc	3 - 150 mwc
3 - 13.8 m³/h	3 - 42 m³/h	3 - 47 m³/h



BMA-S



Self-priming centrifugal

MAIN FEATURE

- Diffuser principle at double volute
- Excellence carried out with limited power needed
- Fast self-priming
- Designed for IEC flanged motors
- Threaded/Flanged connection

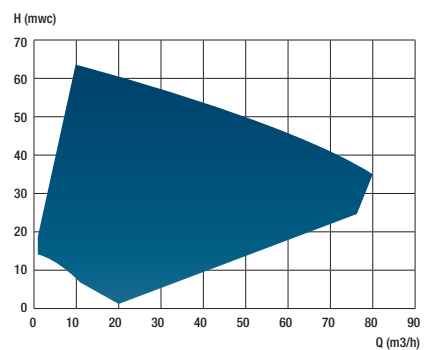
APPLICATIONS

- Bilge
- Fire-Fighting
- S.W. feeding
- Ballast
- F.W./S.W Washing
- F.W./S.W. Circulation

PORT SIZE


From 1" ½ to 2" ½ BSP

FEATURE		
DC	AC - 50Hz	AC - 60Hz
0.55 - 1.5 kW	0.55 - 18.5 kW	0.75 - 22 kW
2 - 28 mwc	4 - 63 mwc	3 - 65 mwc
0.6 - 30 m³/h	1.2 - 80 m³/h	1.2 - 80 m³/h



Gigetta

SELF-PRIMING EL/PUMP




DUAL IMPELLER TECHNOLOGY

FEATURE

AC - 50Hz	AC - 60Hz
15 - 30 kW	15 - 37 kW
20 - 82 mwc	20 - 82 mwc
6 - 103 m³/h	6 - 103 m³/h

2 PUMPS IN 1

Gigetta heart is made of two stage with dual impellers system. This allows to combine the centrifugal impeller characteristics, as high dynamic fluid efficiency, with the helical impeller, particularly indicated for priming purpose.



ULTRAFAST SELF-PRIMING

The particular helical impeller profile has been designed for a quick priming (100mm in diameter x 100 meters pipe length in less than 2 minutes). In this way we can avoid all the external priming systems (such as ejectors or vacuum pumps) reducing the installation/maintenance cost and the complex system.



EXCELLENT HYDRAULIC PERFORMANCE

A specific design on the centrifugal impeller, together with the diffusor, let us to reach outstanding performance.



UNBEATABLE QUALITY

The several components, realized with an impressive level of precision process, are made of high quality bronze and s/steel ensuring the best resistance against corrosion.

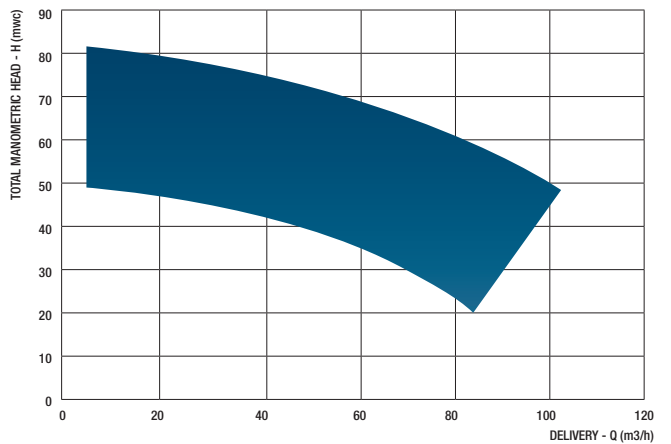


DOUBLE OIL BATH SEAL

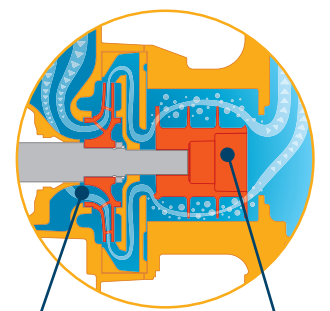
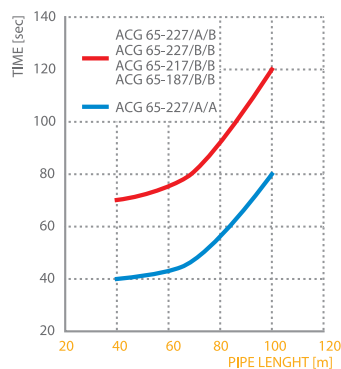
The double oil bath seal system avoid, during the priming time, the dry running of the seals giving fully reliability and less maintenance.



PERFORMANCE CURVE - 2900RPM 50Hz



SELF PRIMING DIAGRAM



Centrifugal impeller Helical impeller

APPLICATIONS

Emptying and emergency bilge, emptying vessel, fire-fighting, chain washing, ballast, plants water supply, pumping volatile liquids through long suction.



ENGINE PUMPS



M-ACB



M-BMA

MAIN FEATURE

- Fast self-priming
- High quality diesel oil engine with manual and/or electric start up
- Robust, portable base on rubber mounts
- Compact construction and easily serviceable

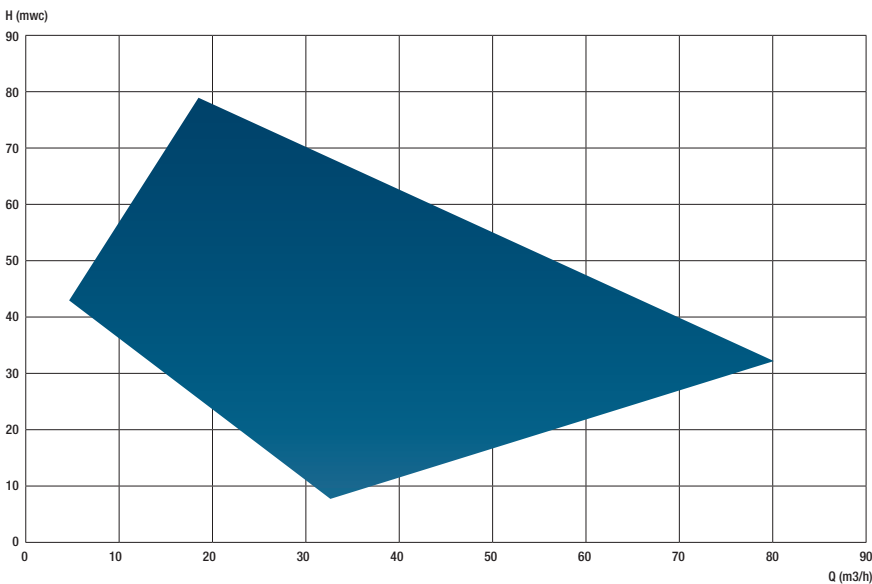
APPLICATIONS

- Bilge
- Fire-Fighting


PORT SIZE

From 2" to 2" ½ BSP - from DN50 to DN65


FEATURE		
MACB	MBMA	MACM
9 - 13.5 kW	3.7 - 18.5 kW	13.5 - 20 kW
5 - 63 mwc	10 - 63 mwc	20 - 79 mwc
6 - 51 m³/h	9 - 80 m³/h	18 - 45 m³/h



CUSTOM EXECUTIONS



Hydraulic engine driven self-priming pumps



Electromagnetic clutch driven self-priming pumps



Automatic refueling systems (diesel oil)



MAXI SUB-VORTEX



Submersible for dirty water

MAIN FEATURE

- Good quality, light and resistant technopolymer body pump
- Opened impeller or Vortex
- Excellent corrosion resistance

APPLICATIONS

- Bilge
- Emptying
- Grey water

PORT SIZE

1" BSP (outlet)

REFUELING SYSTEM



MAIN FEATURE

- Provides practical flow meters to enable an easier control when filling up
- Versatile and compact
- Rotary self-priming vane pump

APPLICATIONS

- Diesel Oil

HAND PUMPS



Excelsior



Super Lario

ZBDR-ZBDG



Submersible for heavy-dirty water

MAIN FEATURE

- Excellent quality bronze body and impeller
- Double mechanical seal
- Open multi channel and/or Vortex impeller

APPLICATIONS

- Bilge
- Emptying
- Black-Waste Water
- Grey water

PORT SIZE

From 1" ¼ to 2" BSP (outlet)

HOSE REEL KITS



MAIN FEATURE

- Digital and analogical fuel meters
- Manual nozzle with shutdown device
- Antistatic tube for fuel with accessories
- S/steel reel

APPLICATIONS

- Oil
- Diesel Oil

MAIN FEATURE

- Robust hand pumps for marine environment
- Available in semi-rotary and alternative with double effect
- Material: cast iron, bronze and s/steel
- Different material / type available on request

APPLICATIONS


- Bilge
- Diesel oil
- Fire-Fighting

PORT SIZE

From ½" to 2" BSP



IN-FQ



Self-priming volumetric gear

MAIN FEATURE

- En-bloc versions or with elastic joint
- Versions with Bypass (FQ)
- Compact dimensions
- Carbon steel

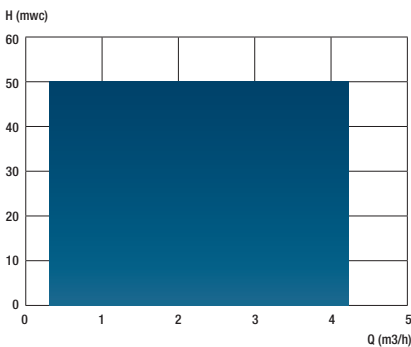
APPLICATIONS

- Oil
- Diesel Oil

PORT SIZE

From 1/2" to 1" 1/4 BSP

FEATURE		
DC	AC - 50Hz	AC 60Hz
0.25 kW	0.25 - 1.9 kW	0.25 - 1.9 kW
50 mwc	50 mwc	50 mwc
0.3 - 4.2 m³/h	0.3 - 4.2 m³/h	0.3 - 4.2 m³/h



FQB



Self-priming gear

MAIN FEATURE

- IEC motors coupling with elastic joint
- Complete of Bypass
- Spur or Helical gear
- Complete of basement

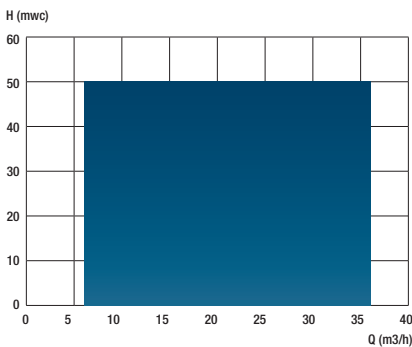
APPLICATIONS

- Oil
- Diesel Oil

PORT SIZE

From 1" 1/2 to 3" BSP

FEATURE	
AC - 50Hz	AC - 60Hz
3 - 11 kW	3 - 15 kW
50 mwc	50 mwc
6 - 36 m³/h	6 - 36 m³/h



IN-FQ OIL SYSTEM



Self-priming gear

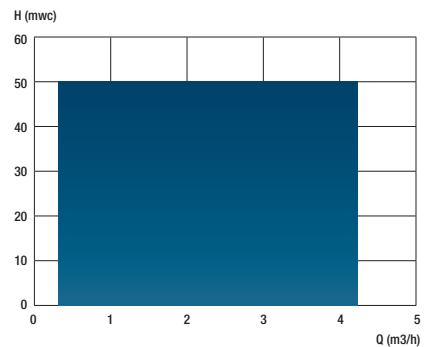
MAIN FEATURE

- Built from a reversible el/pumps, without by-pass, with manifold and valves
- Complete with base on rubber mounts
- Built in reversing switch

APPLICATIONS

- Oil
- Diesel Oil

FEATURE		
DC	AC - 50Hz	AC 60Hz
0.25 kW	0.25 - 1.9 kW	0.25 - 1.9 kW
50 mwc	50 mwc	50 mwc
0.3 - 4.2 m³/h	0.3 - 4.2 m³/h	0.3 - 4.2 m³/h



MVG



Self-priming volumetric screw

MAIN FEATURE

- Screw rotor in s/steel inox 316
- Accurate mechanical joint in s/steel inox 316 and NBR
- High quality NBR floating stator
- Limited noise and vibration level
- Easily serviceable

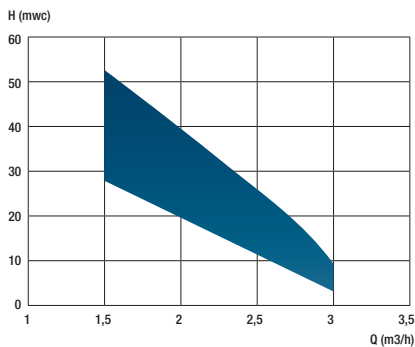
APPLICATIONS

- Black/Waste water
- Grey water

PORT SIZE

1" BSP

FEATURE		
DC	AC - 50Hz	AC - 60Hz
0.30 kW	0.55 kW	0.75 kW
3 - 28 mwc	3 - 40 mwc	8 - 54 mwc
1.5 - 3 m³/h	1.5 - 3 m³/h	1.5 - 3 m³/h



MVI



Self-priming volumetric screw

MAIN FEATURE

- Screw rotor in s/steel inox 316
- Accurate mechanical joint in NBR and s/steel inox 316
- High quality NBR floating stator
- Standardized motor easily to be substituted
- Limited noise and vibration level

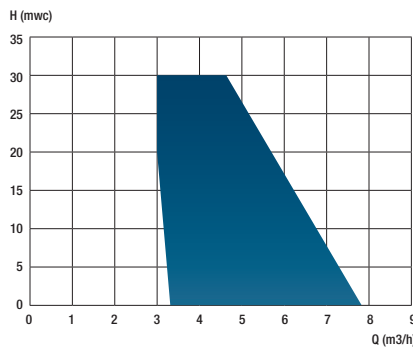
APPLICATIONS

- Black/Waste water
- Grey water

PORT SIZE

From 1" ½ to 2" BSP

FEATURE		
DC	AC - 50Hz	AC - 60Hz
0.8 - 1.1 kW	1.1 - 1.5 kW	1.5 kW
10 - 30 mwc	10 - 30 mwc	10 - 30 mwc
3 - 5.7 m³/h	2.7 - 7.8 m³/h	3.3 - 7 m³/h



BMA-M



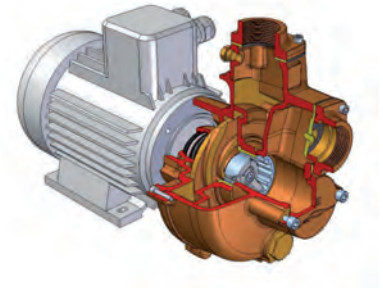

Self-priming centrifugal with macerator

MAIN FEATURE

- Threaded connection
- High performance with limited power needed
- Macerator system and impeller
- Cutting unit
- Particularly indicated for waste water

APPLICATIONS


- Black/waste water
- Grey water



For performance see BMA-G curve at next page



BMA-G



Self-priming centrifugal

MAIN FEATURE

- Wide range
- Open impeller
- Threaded/Flanged connection
- High performance with limited power needed
- Solid parts up to 15mm
- Anticlogging system

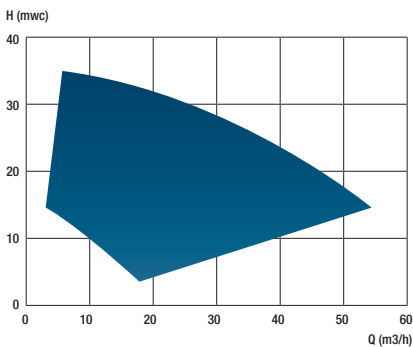
APPLICATIONS

- Grey water

PORT SIZE

From DN32 to DN65

FEATURE		
DC	AC - 50Hz	AC - 60Hz
0.75 - 1.1 kW	0.75 - 4 kW	0.75 - 4 kW
3 - 18 mwc	3 - 35 mwc	3 - 35 mwc
3 - 18 m³/h	3 - 54 m³/h	3 - 54 m³/h



VAT-IB



Vertical centrifugal

MAIN FEATURE

- Open back impeller
- Robust and reliable
- Customized length (up to 1.5m)

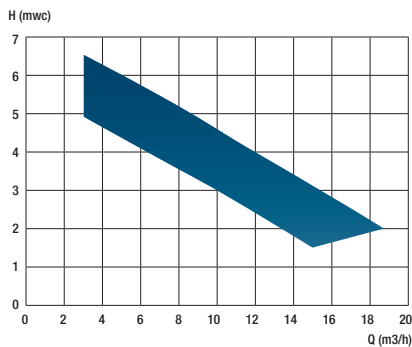
APPLICATIONS

- Black/Waste water
- Grey water


PORT SIZE

1" ½ BSP (outlet)

FEATURE		
DC	AC - 50Hz	AC - 60Hz
0.37 - 0.55 kW	0.75 - 1.1 kW	0.75 - 1.5 kW
2 - 6.5 mwc	2 - 6.5 mwc	2 - 6.5 mwc
3 - 18.9 m³/h	3 - 18.9 m³/h	3 - 20 m³/h



CVR



Back side impeller

MAIN FEATURE

- Open back impeller
- Clogging reduced to minimum
- Suitable for heavy water with a wide bore pipe

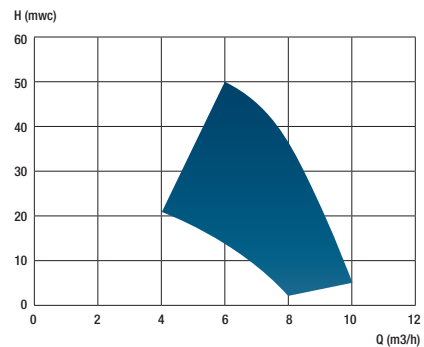
APPLICATIONS

- Black/Waste water
- Grey water

PORT SIZE

From DN32 to DN65

FEATURE	
AC - 50Hz	AC - 60Hz
1.1 - 2.2 kW	1.1 - 3 kW
2 - 50 mwc	2 - 50 mwc
4 - 10 m³/h	4 - 12 m³/h



CB



Centrifugal

MAIN FEATURE

- Wide range
- Open or close impeller available
- Threaded or flanged connection
- High performance with limited power needed

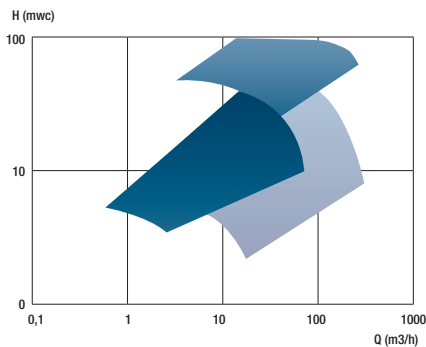
APPLICATIONS

- S.W. feeding
- F.W./S.W. Circulation
- WPS-Hydrofore

PORT SIZE

From 1/2" to 1" 1/2 BSP - from DN32 to DN65

FEATURE		
DC	AC - 50Hz	AC - 60Hz
0.2 - 1.1 kW	0.15 - 4 kW	0.55 - 1.8 kW
2 - 29 mwc	3 - 37 mwc	12 - 37.5 mwc
0.6 - 12 m³/h	0.6 - 78 m³/h	1.5 - 18.6 m³/h



**ECOJET - ECOINOX
JET**



Self-priming Jet

MAIN FEATURE

- Self priming with an integrated diffuser and venturi pipe
- Bronze or s/steel inox body pump
- Brass impeller in Ecojet/Jet series (optional for Ecoinox version)
- Noryl impeller in Ecoinox series
- Compact and long lasting

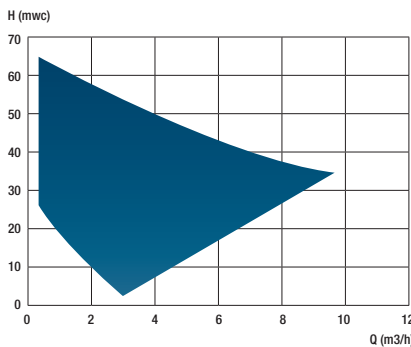
APPLICATIONS

- Fire-Fighting
- WPS-Hydrofore
- F.W./S.W. Washing
- F.W./S.W. Circulation

PORT SIZE

From 1" to 1" 1/2 BSP

FEATURE		
DC	AC - 50Hz	AC - 60Hz
0.3 - 1.1 kW	0.5 - 2.2 kW	0.5 - 2.2 kW
3 - 47 mwc	15 - 66 mwc	15 - 66 mwc
0.3 - 6 m³/h	0.3 - 9.6 m³/h	0.3 - 9.6 m³/h



PUMP ACCESSORIES



**Pressure / Vacuum
Gauge board**



Vibration Dampers



Base on rubber mounts



Bronze Flanges



CONTROL PUMP SYSTEM



2 x ACB



2 x ACM

GENERALITY

Pump groups composed of two or more pumps working in parallel, controlled by an automatic system. Depending on water consumption, one or more pumps are controlled at variable speed, in order to guarantee the required water flow at the set pressure.

The system ensures:

- Protection against dry running
- Automatic sequential “start-up and shut off” as demand of water varies
- Protection against overload
- Automatic reset and restart
- Balanced pumps wear by inversion of starting orders
- Working status signals

The standard “Control Pump” system is made with horizontal or vertical multistage self-priming el/pumps with body and impeller made in bronze ACM and ACB series, it is also possible to realize with other pump types and/or different numbers. The system is supplied assembled, set and tested, ready to be installed on board.

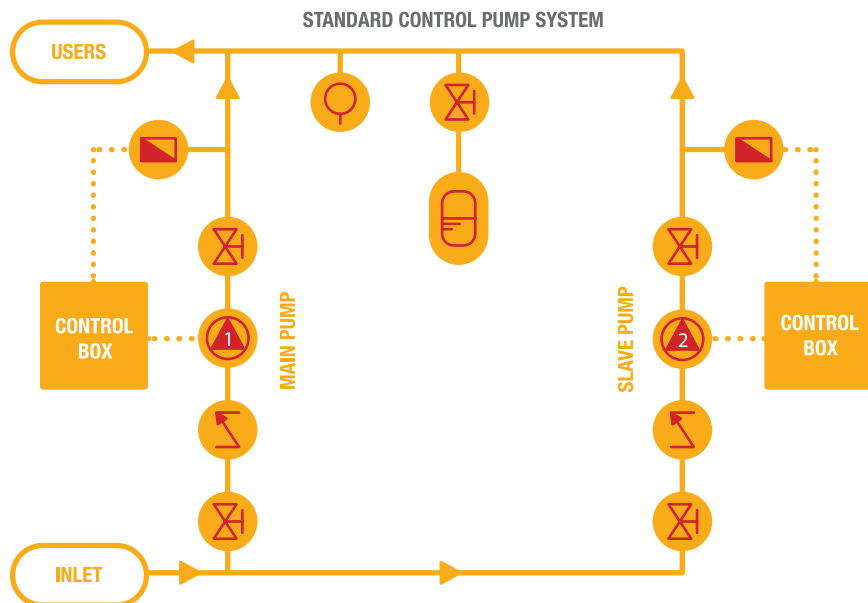
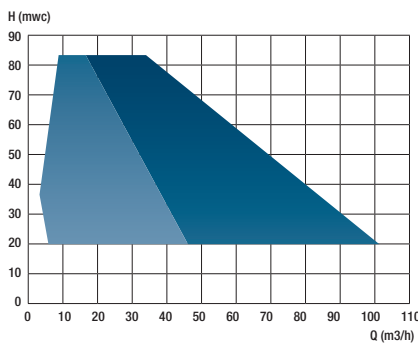
CONSTRUCTION FEATURES

- Stainless steel base on rubber mounts
- Control box with RPM controller (frequency inverter)
- Control box fixing support (optional)
- Membrane type 20 litres stainless steel tank, flexible pipe included
- Hydraulic components (manifold, valves, manometer, pressure transducer)
- Electric components (digital alarm, EMC-filter, internal fuse block, protection against over voltage and over temperature)
- Single or double RPM controllers

APPLICATIONS

Pressurized fresh water distribution, deck washing, water pressure system and every application which needs constant pressure from a variable water flow. Pressurized sea water system on request.

FEATURE
AC - 50/60Hz
(2x) 1.8 - 15 kW
30 - 83 mwc
(2x) 7.8 - 51 m ³ /h



AUTOMATIC SYSTEM WITH ELECTRONIC CONTROL



Ecoinox C.E.

SINGLE UNIT

MAIN FEATURE

- Jet type self priming el/pumps in bronze or s/steel
- Dry run protection
- Constant flow with variable water demand
- A valid substitute mechanical control
- Reduced maintenance
- Pre-set pressure system (no adjustments need)
- No accumulator tank needed
- Compact size
- New electronic controller with possibility of manual regulation of starting pressure.

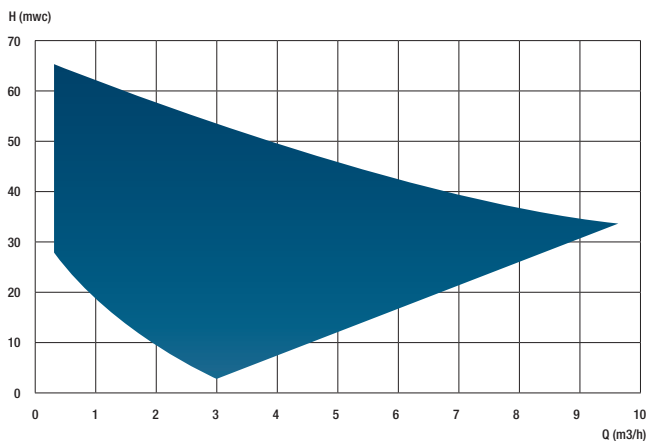
APPLICATIONS

Pressurized fresh water system

PORT SIZE

From 1" to 1" 1/2 BSP

Performance diagram relates to single unit,
for double unit performance make double delivery (m³/h)



2 Ecoinox C.E.

DOUBLE UNIT

MAIN FEATURE

- See single unit description
- Unique alternative to the traditional pressure switch groups
- Possible mixed voltages available (A.C.+D.C.)
- Two different "cut in" pressure levels
- Stainless steel inlet/outlet manifold
- Small accumulator tank for water hammering included
- Pressure reducer included
- Star-stop control panel (optional)
- Custom systems with three or more pumps
- Ready to plug in

APPLICATIONS

Pressurized fresh water system

PORT SIZE

From 1" 1/2 to 2" BSP

FEATURE SINGLE UNIT

DC	AC - 50Hz	AC - 60Hz
0.3 - 1.1 kW	0.3 - 2.2 kW	0.3 - 2.2 kW
26 - 47 mwc	30 - 66 mwc	30 - 66 mwc
3 - 6 m³/h	3 - 9.6 m³/h	3 - 9.6 m³/h

FEATURE DOUBLE UNIT

DC	AC - 50Hz	AC - 60Hz
(2x) 0.3 - 1.1 kW	(2x) 0.3 - 2.2 kW	(2x) 0.3 - 2.2 kW
26 - 47 mwc	30 - 66 mwc	30 - 66 mwc
(2x) 3 - 6 m³/h	(2x) 3 - 9.6 m³/h	(2x) 3 - 9.6 m³/h



AUTOMATIC SYSTEM WITH MECHANICAL CONTROL



Idromini ACB

FEATURE IDROMINI ACB		
DC	AC - 50Hz	AC - 60Hz
0.18 - 0.45 kW	0.25 - 0.37 kW	0.25 kW
21 - 34 mwc	19 - 36 mwc	24 mwc
1.2 - 3 m³/h	1.5 - 2.4 m³/h	1.5 m³/h

MAIN FEATURE

- High quality, bronze self-priming centrifugal pump with star impeller
- Includes pressure switch, membrane tank, pressure gauge and no-return valve
- Painted steel with s/steel flange or totally s/steel tank
- Tank capacity from 2 to 5 litres



Idromini Ecojet



Idro Ecoinox



Idromaxi Jet

SINGLE UNIT

MAIN FEATURE

- Jet type self-priming el/pumps in bronze or s/steel
- Includes pressure switch, membrane tank, pressure gauge and no-return valve
- Painted steel with s/steel flange or totally s/steel tank
- Tanks with capacity from 5 to 100 litres

APPLICATIONS

Pressurized fresh water system (salt water as option)

PORT SIZE

From 1/2" to 1" 1/2 BSP



Ecoinox



Ecojet



Vertical tank

DOUBLE UNIT

MAIN FEATURE

- Jet type self-priming el/pumps in bronze or s/steel
- Includes pressure switch, pressure gauge and no-return valve
- Horizontal or vertical arrangement
- Possible mixed voltages available (A.C.+D.C.)
- Two different "cut in/out" pressure levels
- Stainless steel inlet/outlet manifold
- Pressure reducer included
- Custom systems with three or more pumps
- Wide selection of pressure tank
- Start-stop control panel (optional)
- Control box (optional)
- Ready to plug in

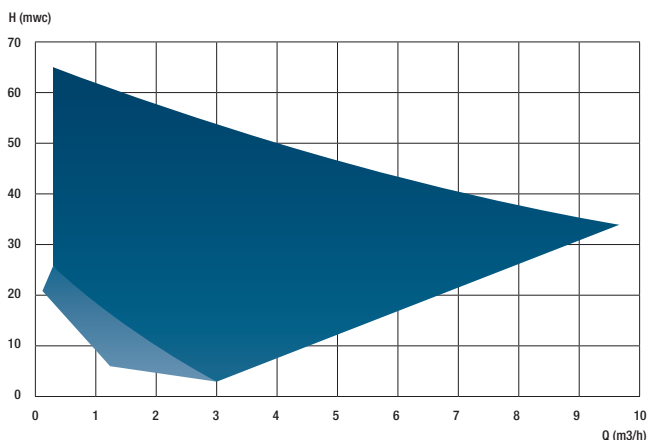
APPLICATIONS

Pressurized fresh water system (salt water as option)

PORT SIZE

From 1/2" to 2" BSP

Performance diagram relates to single unit, for double unit performance make double delivery (m³/h)



FEATURE SINGLE UNIT

DC	AC - 50Hz	AC - 60Hz
0.3 - 1.1 kW	0.3 - 2.2 kW	0.3 - 2.2 kW
26 - 47 mwc	30 - 66 mwc	30 - 66 mwc
3 - 6 m³/h	3 - 9.6 m³/h	3 - 9.6 m³/h

FEATURE DOUBLE UNIT

DC	AC - 50Hz	AC - 60Hz
(2x) 0.3 - 1.1 kW	(2x) 0.3 - 2.2 kW	(2x) 0.3 - 2.2 kW
26 - 47 mwc	30 - 66 mwc	30 - 66 mwc
(2x) 0.3 - 6 m³/h	(2x) 3 - 9.6 m³/h	(2x) 3 - 9.6 m³/h

ELL



Axial EI/blowers

MAIN FEATURE

- Good delivery at low pressure
- Reversible impeller in die-cast aluminium
- Protection grill
- Painted steel

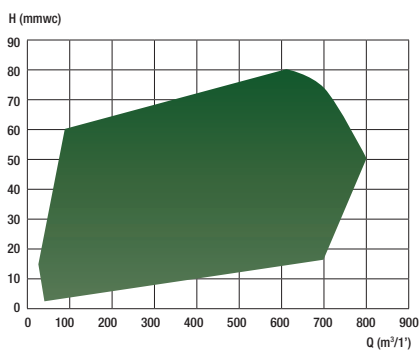
APPLICATIONS

- Engine room
- Technical room

SIZE

From Ø215 to Ø1000 mm
Casing depth: 130-400 mm

FEATURE		
DC	AC - 50Hz	AC - 60Hz
0.15 - 0.8 kW	0.18 - 7.5 kW	0.37 - 11 kW
4 - 28 mmwc	4 - 55 mmwc	6 - 80 mmwc
10 - 205 m ³ /1'	10 - 790 m ³ /1'	26 - 802 m ³ /1'



ELL/AP



Axial EI/blowers

MAIN FEATURE

- Good delivery at medium pressure
- Techno-polymer/Aluminium variable pitch blades in still position
- Ideally functioned by an inverter (variable speed)
- Customized models available according to performance and dimensions
- Protection grill
- Painted steel, s/steel or aluminium casing

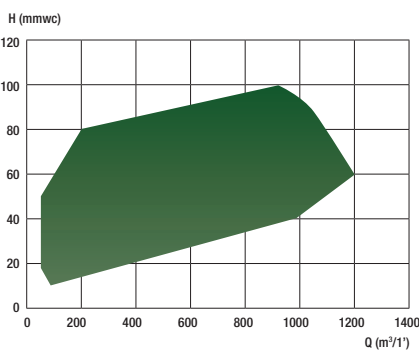
APPLICATIONS

- Engine room
- Technical room

SIZE

From Ø215 to Ø1000 mm
Casing depth: 150-400 mm

FEATURE		
DC	AC - 50Hz	AC - 60Hz
0.15 - 0.8 kW	0.37 - 15 kW	0.37 - 30 kW
4 - 30 mmwc	7 - 80 mmwc	10-100 mmwc
23 - 215 m ³ /1'	35 - 990 m ³ /1'	34-1200 m ³ /1'



EL SR - EL ST



Axial EI/blowers

MAIN FEATURE

- Robust casing with 'diffusor vanes' to carry out performance
- Aluminium variable pitch blades in still position
- Top of range in pressure, efficiency, noise
- Die cast aluminium alloy impeller
- Painted steel casing

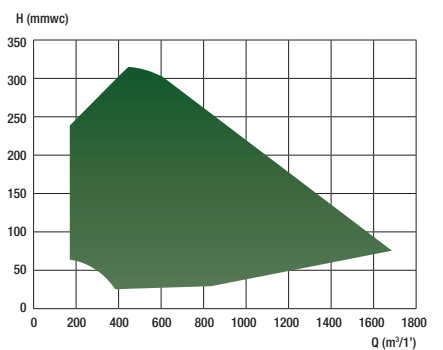
APPLICATIONS

- Engine room
- Technical room

SIZE

From Ø700 to Ø1000 mm
Casing depth: 810-990 mm

FEATURE	
AC - 50Hz	AC - 60Hz
7.5 - 45 kW	7.5 - 45 kW
22 - 330 mmwc	22 - 330 mmwc
270 - 1680 m ³ /1'	270 - 1680 m ³ /1'



C



Centrifugal EI/blowers

MAIN FEATURE

- Good delivery at medium pressure
- Curved blades impeller in forward positioning
- No-spark /ATEX version (optional)

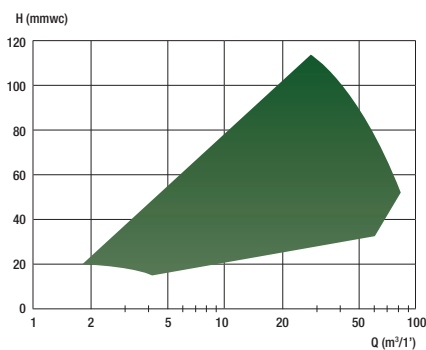
APPLICATIONS

- Engine room
- Technical room
- Toilet
- Kitchen hood

SIZE

Inlet diameter from Ø100 to Ø300 mm

FEATURE		
DC	AC - 50Hz	AC - 60Hz
0.04 - 1 kW	0.09 - 1.5 kW	0.09 - 1.5 kW
16 - 64 mmwc	16 - 103 mmwc	16-103 mmwc
2 - 55 m ³ /1'	2 - 82 m ³ /1'	2 - 82 m ³ /1'



VCR - VCP



Centrifugal EI/blowers

MAIN FEATURE

- Best delivery at medium pressure
- Curved blades impeller in forward (VCP) or backward positioning (VCR)
- Ideal for heavy duty service such as engine rooms
- High performance with excellent efficiency

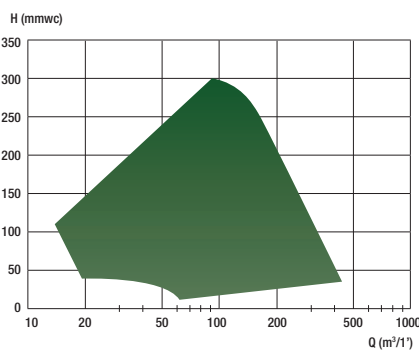
APPLICATIONS

- Engine room
- Technical room
- Toilet
- Kitchen hood

SIZE

Inlet diameter from Ø145 to Ø720 mm

FEATURE	
AC - 50Hz	AC - 60Hz
0.25 - 7.5 kW	0.25 - 7.5 kW
10-300 mmwc	10-300 mmwc
14 - 400 m ³ /1'	14 - 400 m ³ /1'



SMOKE DAMPERS



S/steel smoke dampers

MAIN FEATURE


- Wide range with customized dimensions
- Available drives: manual, pneumatic and electric actuator
- Built in s/steel
- White painted (optional)

APPLICATIONS

Ventilation systems for installation on bulkhead or deck

SIZE

Width and Height on request, Depth 110 mm



Pneumatic



Electric



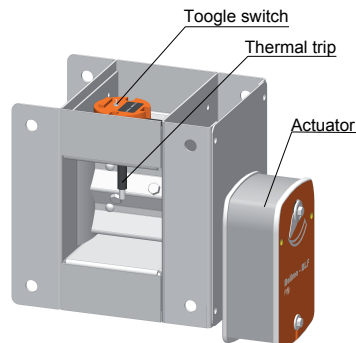
FIRE DAMPERS



S/steel fire dampers

MAIN FEATURE

- Special multi-wings design
- Wide range with customized dimensions
- Variable pitch blade to maximize "flow through"
- Available with electrical, pneumatic and explosion proof actuators
- Integrated thermo-electric tripping device (temperature sensitive trigger)
- Built in Stainless steel AISI 304 or AISI 316
- Homologation A0-A60 in accordance with IMO certification



APPLICATIONS

Ventilation systems for installation on bulkhead or deck

SIZE

From 100x100 mm to 1130x1130 mm (WxH), Depth 150 mm

LIST OF APPROVALS

- RINA, Ec Type examination (Module B)
 - IMO Fire Test Procedures Annex 1 Part 3
 - RINA, Product quality assurance (Module D)
 - Marine equipment directive 96/98/EC, MED
 - US Coast Guard
- (Product category 164.139)



MED AND US COAST GUARD APPROVED

BLOWER ACCESSORIES



Cylindrical Silencer for Axial Blowers



Vibration Damping Rings



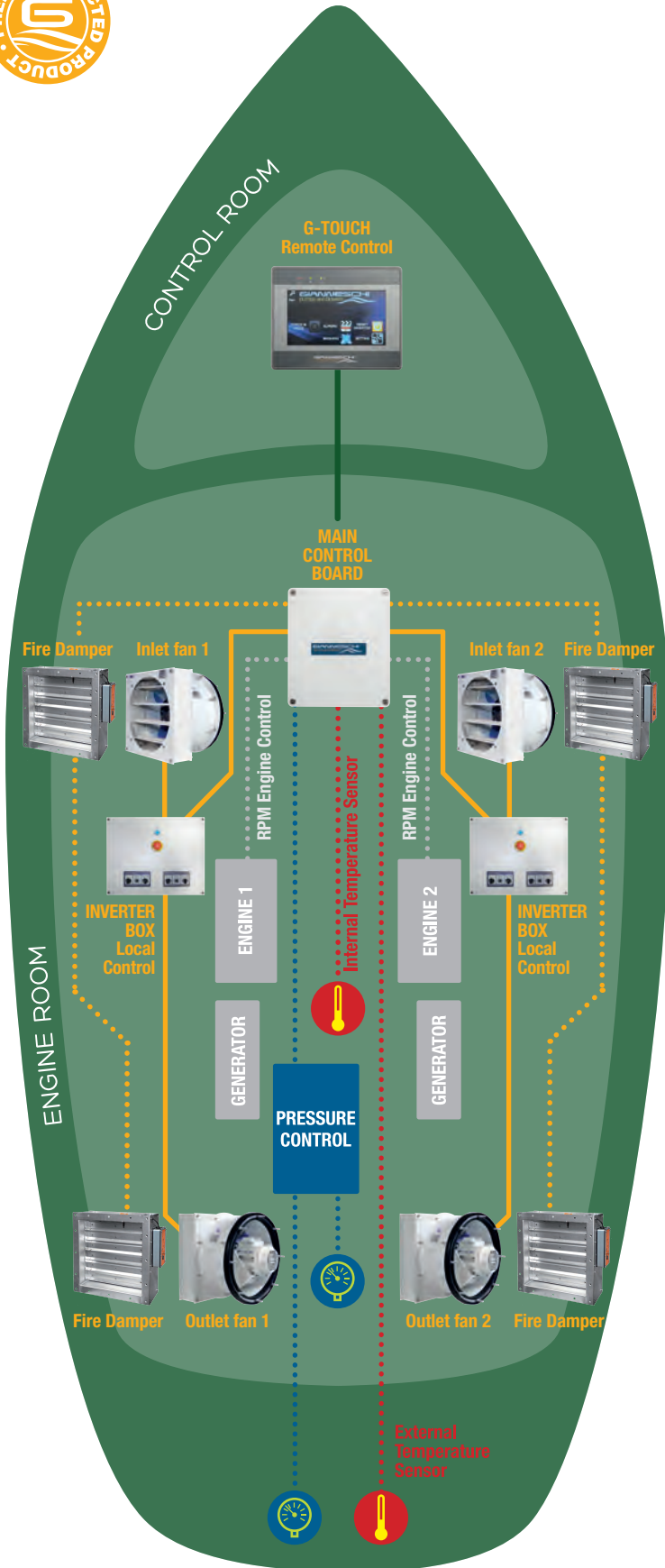
Round/Square Adaptors



Marine Mist Eliminators



CONTROL FAN SYSTEM



GENERALITY

The system, based on a frequency inverter, regulates with precision and fastness the blower's speed according to the plant's demands. Speed regulation, according to the installed model, can be done in the manual mode and/or in automatic mode.

The G-touch panel display and allows to modify the system's status and parameters. The units are fully programmable which allowing the use of a wide range of blowers in different applications. The Control Fan, is built in a compact and modular configuration in order to allow an easier installation and startup.

APPLICATIONS


The Control Fan is a Speed Regulation System used as a variable frequency drive controller for blowers; ideally used in engine rooms for yachts and mega yachts. This system, designed and manufactured exclusively by Gianneschi Pumps and Blowers for specific ventilation control in order to get and maintain the best temperature in engine room.

VERSIONS

The Control Fan system is realized in Manual, Semi-Automatic and Automatic versions.

MANUAL	AUTOMATIC
● Manual Control	● Manual Control
SEMI-AUTOMATIC	● Temperature Control
● Manual Control	● Pressure Control
● Temperature Control	● RPM Engine Control

Light Version



MARINE WATER HEATERS



MAIN FEATURE

- Built in s/steel inox AISI 316L
- Long lasting thanks to the resistance in incoloy that is driven by a dual thermostat
- Horizontal and vertical versions
- Heating coil (optional)
- Standard series from 22 to 2000 liters
- Custom sizes on request
- Magnesium anode against corrosion
- Coil re-circulation (optional)

APPLICATIONS

Hot water circulation system



Circulation pump

MAIN FEATURE

- Bronze body and connections
- Wet rotor at three type speed
- Threaded or flanged connections

APPLICATIONS

Hot water circulation system



Thermostatic mixing valve

AIR COMPRESSORS



Belt driven compressor

MAIN FEATURE

- Group compressor with belt transmission
- Single, double and triple stage heads in aluminium
- On request rotary screw compressor



Air receivers - Pressure vessels

MAIN FEATURE

- Five vessel sizes available
- Approved classification societies pressure vessels on request
- Vessels with internal and external paint
- Air dryers and filters (optional)

APPLICATIONS

Compressed air distribution system



Air dryer

CONTROL PANELS



MAIN FEATURE

- Direct, soft starter or frequency driver control
- White painted case
- Available in all main voltages and frequencies

APPLICATIONS

- Bilge
- Fire-Fighting
- Fresh/Sea Water
- Ballast
- Liquid transfer
- Windlasses
- Warming

ACCUMULATOR TANKS



Membrane stainless steel tank



Diaphragm butyl epoxy tank



Quality System Certified

- RINA ISO 9001:2015
- Company recognized by MOD II Bureau Veritas



We can supply our standard testing certificate for each product supplied; at cost we can supply testing certificate by classification society such as Rina, Lloyd's Register, Bureau Veritas, ABS, DNV, GL, RMRS and MCA. For ACB, ACG, BMA-G, BMA-M e BMA-S available ABS and Lloyd's Register type approval certificate.



International network

A dedicated after sales company



The standard production is intended 12 - 24V DC, 1 Ph 230V - 3Ph 230/400V 400/690V AC voltages.
On request Gianneschi Pumps and Blowers can supply pumps and blowers with different voltages,
frequencies (60Hz), double speed motors or driven by inverters.

For further technical details please see our General Catalogue.

Gianneschi Pumps and Blowers srl

Via Luigi Gianneschi 55041 Capezzano Pianore (LU) ITALY
Tel: +39 0584 365101 (r.a.) Fax: +39 0584 969411
info@gianneschi.net

Edition 10/17 change reserved.

Data and images published in this brochure are to be considered purely indicative and not binding.
Gianneschi Pumps and Blowers reserves the right to make changes for any technical reasons.

Copyright © Gianneschi Pumps and Blowers S.r.l. - All rights reserved.
All materials, trademarks, models and patents shown or cited on this brochure are protected by the laws on copyright or intellectual property rights and are owned by Gianneschi Pumps and Blowers S.r.l. or used with the owner's consent.



